



# CONTINUATION BETTING VS THE BIG BLIND LOOKING AT C-BETTING FROM A THEORY PERSPECTIVE

## RANGE INTERACTION

### MP OPENING RANGE

AA	AKs	AQs	AJs	ATs	A9s	A8s	A7s	A6s	A5s	A4s	A3s	A2s
AKo	KK	KQs	KJs	KTs	K9s	K8s	K7s	K6s	K5s	K4s	K3s	K2s
AQo	KQo	QQ	QJs	QTs	Q9s	Q8s	Q7s	Q6s	Q5s	Q4s	Q3s	Q2s
AJo	KJo	QJo	JJ	JTs	J9s	J8s	J7s	J6s	J5s	J4s	J3s	J2s
ATo	KTo	QTo	JTo	TT	T9s	T8s	T7s	T6s	T5s	T4s	T3s	T2s
A9o	K9o	Q9o	J9o	T9o	99	98s	97s	96s	95s	94s	93s	92s
A8o	K8o	Q8o	J8o	T8o	98o	88	87s	86s	85s	84s	83s	82s
A7o	K7o	Q7o	J7o	T7o	97o	87o	77	76s	75s	74s	73s	72s
A6o	K6o	Q6o	J6o	T6o	96o	86o	76o	66	65s	64s	63s	62s
A5o	K5o	Q5o	J5o	T5o	95o	85o	75o	65o	55	54s	53s	52s
A4o	K4o	Q4o	J4o	T4o	94o	84o	74o	64o	54o	44	43s	42s
A3o	K3o	Q3o	J3o	T3o	93o	83o	73o	63o	53o	43o	33	32s
A2o	K2o	Q2o	J2o	T2o	92o	82o	72o	62o	52o	42o	32o	22

### BB DEFENDING RANGE

AA	AKs	AQs	AJs	ATs	A9s	A8s	A7s	A6s	A5s	A4s	A3s	A2s
AKo	KK	KQs	KJs	KTs	K9s	K8s	K7s	K6s	K5s	K4s	K3s	K2s
AQo	KQo	QQ	QJs	QTs	Q9s	Q8s	Q7s	Q6s	Q5s	Q4s	Q3s	Q2s
AJo	KJo	QJo	JJ	JTs	J9s	J8s	J7s	J6s	J5s	J4s	J3s	J2s
ATo	KTo	QTo	JTo	TT	T9s	T8s	T7s	T6s	T5s	T4s	T3s	T2s
A9o	K9o	Q9o	J9o	T9o	99	98s	97s	96s	95s	94s	93s	92s
A8o	K8o	Q8o	J8o	T8o	98o	88	87s	86s	85s	84s	83s	82s
A7o	K7o	Q7o	J7o	T7o	97o	87o	77	76s	75s	74s	73s	72s
A6o	K6o	Q6o	J6o	T6o	96o	86o	76o	66	65s	64s	63s	62s
A5o	K5o	Q5o	J5o	T5o	95o	85o	75o	65o	55	54s	53s	52s
A4o	K4o	Q4o	J4o	T4o	94o	84o	74o	64o	54o	44	43s	42s
A3o	K3o	Q3o	J3o	T3o	93o	83o	73o	63o	53o	43o	33	32s
A2o	K2o	Q2o	J2o	T2o	92o	82o	72o	62o	52o	42o	32o	22

## OPENERS BOARDS


### ANY A OR K HIGH FLOPS



### Q-T HIGH W/ ONLY 1 MAX 4 - 8



### CBET STRATEGY




## NEUTRAL BOARDS

### Q-9 HIGH W/ 2X 4-8



### CBET STRATEGY

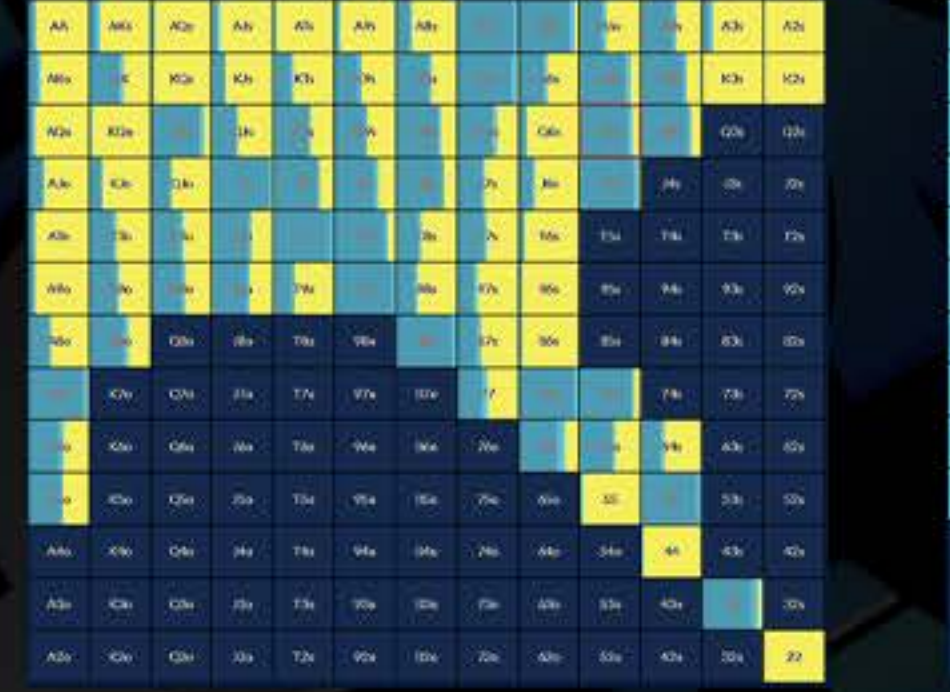


## BIG BLIND BOARDS

### 3 CARDS 8 OR BELOW




### CBET STRATEGY



### 4-8 PAIRED BOARDS



### CBET STRATEGY



**WHICH ZONES ARE ADVANTAGES?**  
KNOWING WHICH CARDS ARE BETTER FOR EACH RANGE CAN HELP US MAKE GOOD DECISIONS AND UNDERSTAND THE "WHY" BEHIND OUR STRATEGY FROM THE BIG BLIND.

FOR THE OPENER (MP) ACES AND KINGS ARE AN ADVANTAGE CARD, BECAUSE THE BIG BLIND 3-BETS A DECENT AMOUNT OF ACES AND KINGS AND THEIR RANGE IS SO WIDE, THAT THE ACES AND KINGS THEY HAVE ARE A SMALL % OF THEIR OVERALL RANGE.

QUEENS THROUGH TENS FAVOR THE OPENER SLIGHTLY BECAUSE THEY HAVE MORE 2 PAIR AND SET COMBOS AND BETTER KICKERS.

9, 3, AND 2S ARE NEUTRAL.

8-4 ARE BIG BLIND CARDS, AS THE OPENER HAS VERY FEW OF THESE CARDS IN THEIR RANGE.

**WHAT DOES OUR RANGE WANT?**  
THESE ARE BOARDS THAT FAVOR THE OPENER'S RANGE. ANY TIME WE HAVE A STRONG RANGE ADVANTAGE, WE BENEFIT BEST BY BETTING OUR ENTIRE RANGE. THIS IS BECAUSE WHEN YOU PUT BOTH RANGES SIDE BY SIDE, OUR BEST HAND IS BETTER THAN THEIR BEST HAND, OUR SECOND BEST IS BETTER THAN THEIR SECOND BEST, AND SO ON.

THIS MEANS WE CAN BET EVERYTHING. ANY TIME WE CAN BET EVERYTHING WE WANT TO BET SMALL (25-33%), BECAUSE IT DOESN'T TAKE A BIG BET TO APPLY PRESSURE TO OUR OPPONENTS CAPPED RANGE, AND THE SMALLER OUR BET THE MORE COMBOS WE CAN BET, BECAUSE WE NEED EQUITY TO MAKE OUR C-BET PROFITABLE.

**WHAT DOES OUR RANGE WANT?**  
WE STILL HAVE AN EQUITY ADVANTAGE, BUT OUR OPPONENT HAS SOME RANGE INTERACTION. WE ARE GOING TO BET 2/3 OF OUR RANGE IN THESE SPOTS.

SO WHAT ARE WE CHECKING BACK?  
\* - DIRECT UNDERPAIRS TO CARDS ON THE FLOP.  
\* - PAIRS WITH THE WORST KICKERS.  
\* - NON PAIR HANDS THAT DON'T WRAP THE TOP CARD

**WHAT SIZE ARE WE USING?**  
WE HAVE 2 SIZINGS, SMALL (25-33%), AND LARGE (66-75%) ANY TIME THE FLOP MAKES 2 STRAIGHT DRAWS WE GO LARGE. THIS MEANS THE TOP AND THE MIDDLE CARD CAN HAVE AT LEAST A GUTSHOT, AND THE MIDDLE AND BOTTOM CARD CAN HAVE AT LEAST A GUTSHOT. IN THESE INSTANCES WE GO LARGE TO FOLD BACKDOOR DRAWS. ALL OTHER SITUATIONS ARE SIZING IS SMALL.

**WHAT DOES OUR RANGE WANT?**  
EVEN THOUGH OUR OPPONENT INTERACTS WELL WITH THIS BOARD WE STILL HAVE MORE OVER PAIRS, AND BETTER KICKERS MORE OFTEN WHEN WE HAVE THE SAME PAIR.  
OUR OPPONENTS HAVE MORE SETS STRAIGHT DRAWS AND TWO PAIR COMBOS, WE ARE BETTING:

- \* - PAIRS WITH THE BEST KICKERS
- \* - LOWEST OVER PAIRS
- \* - DRAWS WITH THE LOWEST HIGH CARD.

**WHAT SIZE ARE WE USING?**  
WE ARE GOING TO USE EXCLUSIVELY A LARGE BET IN THESE SITUATIONS TO PUSH OUT ALL OF OUR OPPONENTS BACK DOOR DRAWS AND SOME OF THEIR GUT SHOT DRAWS. THEY WILL NEVER FOLD MAIN DRAWS AND COMBO DRAWS

**WHAT DOES OUR RANGE WANT?**  
WHILE OUR OPPONENT WILL HAVE MORE COMBOS OF TRIPS AND FULL HOUSES THEN WE WILL HAVE, THEY WILL HAVE A LOT OF AIR BECAUSE IT'S HARD TO HIT THE BOARD.  
EQUITIES WILL BE MOSTLY NEUTRAL BUT WE HAVE POSITION SO WE GET TO BET 50% OF OUR TIME:

- \* - ALL PAIRS ARE VIABLE
- \* - ACE HIGH HANDS
- \* - DRAWS THAT WRAP THE BOARD

BECAUSE OUR OPPONENTS WON'T INTERACT WITH THE BOARD AT A HIGH FREQUENCY, WE CAN BET SMALL ON A MAJORITY OF PAIRED BOARDS TO FOLD OUT ALL OF THEIR AIR. OUR AIR IS BETTER THAN THEIR AIR ON AVERAGE

\*\* - BET SMALL WITH RANGE - \*\*    \*\* - MIXED BET 66% OF TIME - \*\*    \*\* - BIG BET 50% OF TIME - \*\*    \*\* - SMALL 50% OF TIME - \*\*